
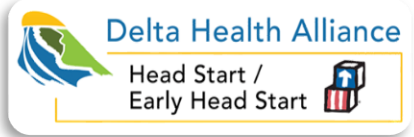


# BOOK ACTIVITIES



FOR CHILDREN BORN IN 2017

- » Read the title on the cover of the book and point to each word.
- » Read the book to your baby and point to pictures in the story.



## LET'S SNACK TOGETHER

*Enjoy a snack with your child*

**Ingredients needed:**

- Plain Yogurt
- Blueberries
- Spreading knife



**Steps:**

Place plain yogurt in a round bowl  
Place a cluster of blueberries in five different spots around the edge of the bowl and a pile in the center. Take the spreading knife and start from the center and draw a line to every spot that you place blueberries.

## LET'S SING TOGETHER

**Kick the soccer ball**

(Tune of "The Farmer in the Dell")  
Kick the soccer ball, kick the soccer ball  
Remember not to use your hands, kick the soccer ball.


**I like soccer**

(Tune of "Where is Thumbkin")  
I like soccer, I like soccer.  
Yes I do, yes I do  
Do your best, run really fast  
Kick the ball  
Work as a team

## LET'S FINGER PLAY TOGETHER

**One, Two, Buckle, My Shoe**  
(Hold up one, then two fingers)  
One, two, buckle my shoe  
(Bend down and pretend to buckle your shoes)  
(Hold up three, then four fingers)  
Three four shut the door  
(Use your hand to pretend to shut a door)  
(Hold up five then, six fingers)  
Five six pick up the sticks  
(Bend down and pretend to pick up some sticks)  
(Hold up seven then eight fingers)  
Seven eight lay them straight  
(Bend down and pretend to lay sticks down)  
(Hold up nine then ten fingers)  
Let's do it again  
(Move hands around each other in a rotating motion)

## LET'S CRAFT & PLAY TOGETHER



**Materials needed:**

- White Paper Plate
- Black Construction paper
- Glue
- Scissors

**Steps:**

- Use the black paper to cut out six small pentagon shapes
- Get the white paper plate and the glue
- Glue the pentagon shapes in a circle around the plate with one in the middle